

Guard Your Pet's Health!



Your Best Friend's Best Protection

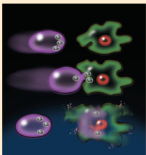
Did you know that your pet's immune system is very similar to your own?

When your pet's immune system is working properly, they are well guarded. However, when your pet's immune system is compromised, their resistance is lowered and their good health is attacked.

NK-9 is a hybridization of several Japanese medicinal mushrooms, that works quickly on your pet's immune system to:

- Optimize NK-Cell activity
- Enhance cytokine production

Natural Killer (NK) cells are your immune system's front-line defense. They inject invaders with cytotoxic granules. The granule lysis dissolves cell membranes causing invaders to "explode" in seconds.



This is particularly true for older pets because their immune system depletes naturally with age.

Introducing **NK-9, Immune System**

Support for your pet. NK-9 contains AHCC (Active Hexose Correlated Compound), the ingredient that research shows can provide unsurpassed support for your pet's immune system,

especially their NK Cells - the immune system's front-line defense.

Based on more than 20 published studies and clinical experience with both humans and K-9s, **NK-9** will help guard your pet's health.



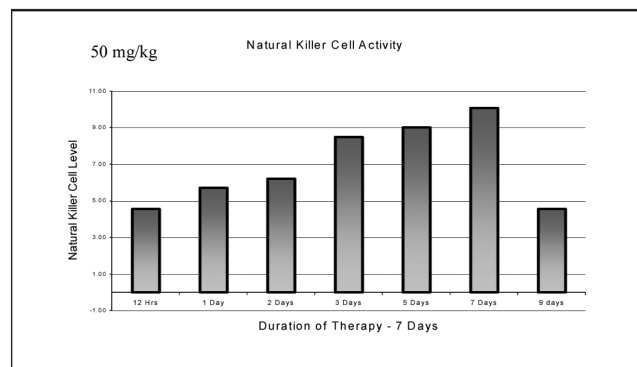
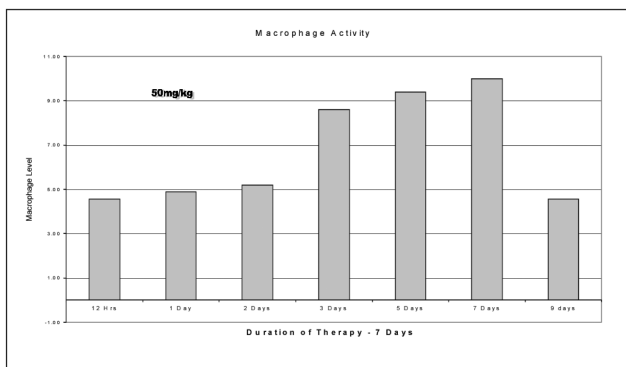
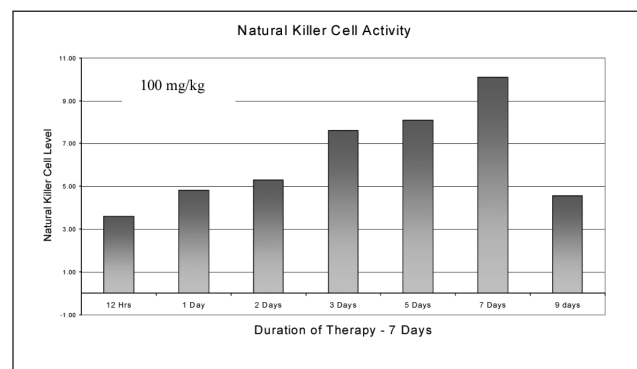
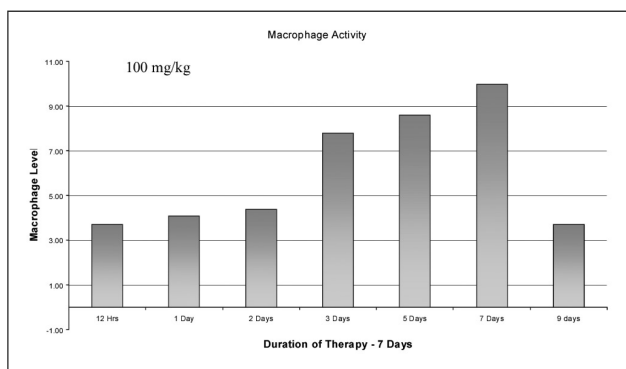
- Dramatically Enhance Your Pet's Immune Defenses
- Help Keep Your Dog Healthy and Active

 **American BioSciences Inc.**
Nature & Science for Better Health

Augmentation of canine cellular immune response by administration of AHCC

T. Takahashi, K Shinobu, K. Nakayama, M. Yamada, K. Takeshita, K. Yamada, M. Kuwabara
Department of Veterinary Radiation, College of Bioresources Science, Nihon University

Introduction – AHCC, an IL-12 inducer, has been used with b-shark cartilage, Vitamins, Kristin and Wolson in human immunotherapy. This multi-combination therapy is expected to exert their anti-tumor effects by activation of macrophages and T h1 cells, particular in production of IL-12. It is, however, not clear as to the therapeutic effect of AHCC in dogs. We studied the effect of AHCC clinically for dogs by using chemiluminescence (CL) method, observing the activities of macrophages, neutrophils and NK cells.



Results – CL macrophage activities began to increase after administration of AHCC. Group 1, which used a dose of 100mg/kg, increased to about 2.7 times. Group 2, which used a dose of 50 mg/kg, increased 2.2 times. After therapy cessation, both groups returned to their initial level after 48 hours. CL Natural Killer cell activity also began to increase after administration. Group 1 increased to 2.8 times and group 2 increased to about 2.2 times after administration. Both groups returned to initial levels after therapy cessation. CL activities of non-adherent cells of both groups increased to about 2 times after and returned to initial level after administration.

Discussion – These results showed that CL activities of macrophages, NK cells and neutrophils increased by administration of AHCC in canine with a dose dependent pattern. This result suggests that AHCC treatment might be effective for improvement of clinical state and anti-tumor effect.